



Designation: **B 363 – 03a**

## Standard Specification for Seamless and Welded Unalloyed Titanium and Titanium Alloy Welding Fittings<sup>1</sup>

This standard is issued under the fixed designation B 363; the number immediately following the designation indicates the year of original adoption or, in the case of revision, the year of last revision. A number in parentheses indicates the year of last reapproval. A superscript epsilon (ε) indicates an editorial change since the last revision or reapproval.

*This standard has been approved for use by agencies of the Department of Defense.*

---

<sup>1</sup> This specification is under the jurisdiction of ASTM Committee B10 on Reactive and Refractory Metals and Alloys and is the direct responsibility of Subcommittee B10.01 on Titanium.

Current edition approved ~~May 10,~~ Nov. 1, 2003. Published ~~June~~ November 2003. Originally approved in 1961. Last previous edition approved in 2002<sup>3</sup> as B 363 – 02<sup>3</sup>.

## 1. Scope

1.1 This specification<sup>2</sup> covers fittings intended for general corrosion-resisting and elevated-temperature services, factory made from unalloyed titanium and titanium alloys. The term welding fittings applies to butt-welding parts such as 45° and 90° elbows, 180° returns, caps, tees, reducers, lap-joint stub ends, and other types.

1.2 *This standard does not purport to address all of the safety concerns, if any, associated with its use. It is the responsibility of the user of this standard to establish appropriate safety and health practices and determine the applicability of regulatory limitations prior to use.*

## 2. Referenced Documents

### 2.1 ASTM Standards:<sup>3</sup>

B 265 Specification for Titanium and Titanium Alloy Strip, Sheet, and Plate

B 338 Specification for Seamless and Welded Titanium and Titanium Alloy Tubes for Condensers and Heat Exchangers

B 348 Specification for Titanium and Titanium Alloy Bars and Billets

B 367 Specification for Titanium and Titanium Alloy Castings

B 381 Specification for Titanium and Titanium Alloy Forgings<sup>3</sup>

B 600 Guide for Descaling and Cleaning Titanium and Titanium Alloy Surfaces

B 861 Specification for Titanium and Titanium Alloy Seamless Pipe

B 862 Specification for Titanium and Titanium Alloy Welded Pipe

### 2.2 ANSI Standards:

~~B16.9 Wrought Steel Butt-Welding Fittings Standards:~~<sup>4</sup>

B16.9 Wrought Steel Butt-Welding Fittings

B36.19 Stainless Steel Pipe

### 2.3 Manufacturers' Standardization Society of the Valve and Fittings Industry Standards:

~~SP-25 Standard Marking System for Valves, Fittings, Flanges and Unions Standards:~~<sup>5</sup>

SP-25 Standard Marking System for Valves, Fittings, Flanges and Unions

SP-43 Standard Practice for Light Weight Stainless Steel Butt-Welding Fittings

### 2.4 ASME Standard:<sup>6</sup>

ASME Boiler and Pressure Vessel Code, Sections VIII and IX

## 3. Ordering Information

3.1 Orders for material to this specification shall include the following information as required:

3.1.1 Quantity,

3.1.2 Grade number,

3.1.3 Pipe size and schedule,

3.1.4 Method of manufacture and finish,

3.1.5 Restrictive chemistry, if desired,

3.1.6 Nondestructive tests,

3.1.7 Packaging, and

3.1.8 Inspection and required reports.

## 4. Material

4.1 The titanium for welding fittings may consist of billets, bars, plates, seamless or welded pipe or tube that conforms to all the requirements for manufacturing process, testing, chemical composition, and mechanical properties prescribed in Specifications B 861 and B 862 for the particular grades referred to in Table 1.

## 5. Manufacture

5.1 Forging, forming, or shaping operations may be performed by hammering, pressing, piercing, extruding, upsetting, rolling, bending, fusion welding, or by a combination of two or more of these operations. The forming procedure shall be so applied that it will not produce injurious defects in the fittings.

5.2 Fittings containing welded seams or other joints made by fusion welding shall comply with the following provision:

5.2.1 Welded by welders, welding operators, and welding procedures qualified under the provisions of Section IX of the ASME Boiler and Pressure Vessel Code.

<sup>2</sup> For ASME Boiler and Pressure Vessel Code applications, see related Specification SB-363 in Section II of that Code.

<sup>3</sup> For referenced ASTM standards, visit the ASTM website, [www.astm.org](http://www.astm.org), or contact ASTM Customer Service at [service@astm.org](mailto:service@astm.org). For Annual Book of ASTM Standards, Vol 02-04, volume information, refer to the standard's Document Summary page on the ASTM website.

<sup>4</sup> Available from American National Standards Institute (ANSI), 25 W. 43rd St., 4th Floor, New York, NY 10036.

<sup>5</sup> Available from Manufacturers Standardization Society of the Valve and Fittings Industry (MSS), 127 Park St., NE, Vienna, VA 22180-4602.

<sup>6</sup> Available from American Society of Mechanical Engineers (ASME), ASME International Headquarters, Three Park Ave., New York, NY 10016-5990.

**TABLE 1 Permissible Raw Materials**

Grade <sup>A</sup>	Product and ASTM Designation					
	Pipe	Tube	Plate	Bar and Billet	Casting	Forging
WPT1	B 861/B 862 Grade 1	B 338 Grade 1	B 265 Grade 1	B 348 Grade 1	B 367 Grade C1	B 381 Grade F-1
WPT2	B 861/B 862 Grade 2	B 338 Grade 2	B 265 Grade 2	B 348 Grade 2	B 367 Grade C2	B 381 Grade F-2
WPT3	B 861/B 862 Grade 3	B 338 Grade 3	B 265 Grade 3	B 348 Grade 3	B 367 Grade C3	B 381 Grade F-3
WPT7	B 861/B 862 Grade 7	B 338 Grade 7	B 265 Grade 7	B 348 Grade 7	B 367 Grade C7	B 381 Grade F-7
WPT9	B 861/B 862 Grade 9	B 338 Grade 9	B 265 Grade 9	B 348 Grade 9	...	B 381 Grade F-9
WPT11	B 861/B 862 Grade 11	B 338 Grade 11	B 265 Grade 11	B 348 Grade 11	B 367 Grade C11	B 381 Grade F-11
WPT12	B 861/B 862 Grade 12	B 338 Grade 12	B 265 Grade 12	B 348 Grade 12	...	B 381 Grade F-12
WPT13	B 861/B 862 Grade 13	B 338 Grade 13	B 265 Grade 13	B 348 Grade 13	...	B 381 Grade F-13
WPT14	B 861/B 862 Grade 14	B 338 Grade 14	B 265 Grade 14	B 348 Grade 14	...	B 381 Grade F-14
WPT15	B 861/B 862 Grade 15	B 338 Grade 15	B 265 Grade 15	B 348 Grade 15	...	B 381 Grade F-15
WPT16	B 861/B 862 Grade 16	B 338 Grade 16	B 265 Grade 16	B 348 Grade 16	...	B 381 Grade F-16
WPT17	B 861/B 862 Grade 17	B 338 Grade 17	B 265 Grade 17	B 348 Grade 17	...	B 381 Grade F-17
WPT18	B 861/B 862 Grade 18	B 338 Grade 18	B 265 Grade 18	B 348 Grade 18	...	B 381 Grade F-18
WPT19	B 861/B 862 Grade 19	...	B 265 Grade 19	B 348 Grade 19	...	B 381 Grade F-19
WPT20	B 861/B 862 Grade 20	...	B 265 Grade 20	B 348 Grade 20	...	B 381 Grade F-20
WPT21	B 861/B 862 Grade 21	...	B 265 Grade 21	B 348 Grade 21	...	B 381 Grade F-21
WPT23	B 861/B 862 Grade 23	...	B 265 Grade 23	B 348 Grade 23	...	B 381 Grade F-23
WPT24	B 861/B 862 Grade 24	...	B 265 Grade 24	B 348 Grade 24	...	B 381 Grade F-24
WPT25	B 861/B 862 Grade 25	...	B 265 Grade 25	B 348 Grade 25	...	B 381 Grade F-25
WPT26	B 861/B 862 Grade 26	B 338 Grade 26	B 265 Grade 26	B 348 Grade 26	...	B 381 Grade F-26
WPT27	B 861/B 862 Grade 27	B 338 Grade 27	B 265 Grade 27	B 348 Grade 27	...	B 381 Grade F-27
WPT28	B 861/B 862 Grade 28	B 338 Grade 28	B 265 Grade 28	B 348 Grade 28	...	B 381 Grade F-28
WPT33	B 861/B 862 Grade 33	B 338 Grade 33	B 265 Grade 33	B 348 Grade 33	...	B 381 Grade F-33
WPT34	B 861/B 862 Grade 34	B 338 Grade 34	B 265 Grade 34	B 348 Grade 34	...	B 381 Grade F-34
WPT35	B 861/B 862 Grade 35	B 338 Grade 35	B 265 Grade 35	B 348 Grade 35	...	B 381 Grade F-35
WPT36	B 861/B 862 Grade 36	B 338 Grade 36	B 265 Grade 36	B 348 Grade 36	...	B 381 Grade F-36

<sup>A</sup>When fittings are of welded construction, the symbol shown shall be supplemented by the letter "W."

NOTE 1—Annealing of the unalloyed and alloyed grades of titanium covered by this specification is for the purpose of assuring uniform properties.

## 6. Chemical Composition

6.1 The titanium shall conform to the requirements as to chemical composition prescribed in the specifications referred to in Table 1.

6.2 The chemical analysis of the components of the fittings need not be reported unless required by agreement between the manufacturer and the purchaser and so specified on the order.

## 7. Product Analysis

7.1 Product analysis may be made by the purchaser from one or more fittings in each lot.

NOTE 2—Definition of the term "lot" shall be as agreed upon between the manufacturer and the purchaser.

7.2 Product analysis tolerances do not broaden the specified heat analysis requirements, but cover variations between different laboratories in the measurement of chemical content. The manufacturer shall not ship material that is outside the limits specified for the applicable grade. Product analysis tolerances shall be as specified in Table 2.

## 8. Tensile Properties

8.1 The titanium shall conform to the requirements as to tensile properties prescribed in the specifications referred to in Table 1.

8.2 Tensile tests of the finished fittings need not be reported unless required by agreement between the manufacturer and the purchaser and so stated in the order.

## 9. Workmanship, Finish and Appearance

9.1 For fittings covered by ANSI B16.9 or SP-43, or for fittings to be used with pipe ordered to ANSI B36.19, the sizes, shapes, and dimensions of the fittings shall be as specified in those standards.

9.2 The fittings shall have a workmanlike finish and shall be free of injurious external and internal imperfections of a nature that will interfere with the purpose for which the fittings are intended. Minor defects may be removed by grinding, providing the wall thickness is not decreased to less than the minimum thickness, and further provided that the ground-out area shall be faired out.

## 10. Hydrostatic Tests

10.1 All fittings shall be capable of withstanding without failure, leakage, or impairment of their serviceability, a test pressure prescribed in the specifications for the pipe or tubing with which the fitting is recommended to be used (see Table 1).

**TABLE 2 Permissible Variations in Product Analysis**

Element	Product Analysis Limits, max or Range, %	Permissible Variation in Product Analysis
Aluminum	2.5 to 6.75	±0.40
Carbon	0.10	+0.02
Chromium	0.1 to 0.2	±0.02
Chromium	5.5 to 6.5	±0.30
Hydrogen	0.02	+0.002
Iron	0.80	+0.15
Molybdenum	0.2 to 0.4	±0.03
Molybdenum	1.5 to 4.5	±0.20
Molybdenum	14.0 to 16.0	±0.50
Nickel	0.3 to 0.9	±0.05
Niobium	2.2 to 3.2	±0.15
Niobium†	>30	±0.50
Nitrogen	0.05	+0.02
Oxygen	0.30	+0.03
Oxygen	0.31 to 0.40	±0.04
Palladium	0.01 to 0.02	±0.002
Palladium	0.04 to 0.08	±0.005
Palladium	0.12 to 0.25	±0.02
Ruthenium	0.02 to 0.04	±0.005
Ruthenium	0.04 to 0.06	±0.005
Ruthenium	0.08 to 0.14	±0.01
Silicon	0.06 to 0.40	±0.02
Vanadium	2.0 to 4.5	±0.15
Vanadium	7.5 to 8.5	±0.40
Zirconium	3.5 to 4.5	±0.20
Residuals <sup>A</sup> (each)	0.15	+0.02

<sup>A</sup> A residual is an element present in a metal or alloy in small quantities and is inherent to the manufacturing process but not added intentionally. In titanium these elements include aluminum, vanadium, tin, iron, chromium, molybdenum, niobium, zirconium, hafnium, bismuth, ruthenium, palladium, yttrium, copper, silicon, cobalt, tantalum, nickel, boron, manganese, and tungsten.

† Niobium value added editorially.

10.2 Hydrostatic tests need not be performed or reported, unless required by agreement between the manufacturer and the purchaser and so stated on the order.

## 11. Inspection and Certification

11.1 Inspection by the purchaser prior to shipment shall be specified in the purchase order.

11.2 The manufacturer shall afford the inspector, without charge, all reasonable facilities to satisfy him that the fittings are being furnished in accordance with this specification. Any tests (except product analysis) and inspection agreed upon and so stated in the purchase order shall be made at the place of manufacture, unless otherwise specified, and shall be so conducted as not to interfere unnecessarily with the operation of the works.

11.3 *Certification*— When specified in the order, the manufacturer shall furnish the purchaser a certificate that the finished fittings conform to the requirements of this specification.

NOTE 3—It is recognized that a sensitive surface inspection of the welds or base metal, or both, is advisable for some services. See Supplementary Requirements.

## 12. Rejection

12.1 Material not conforming to this specification or to authorized modifications shall be subject to rejection. Unless otherwise specified, rejected material may be returned to the manufacturer at the manufacturer's expense, unless the purchaser receives, within 3 weeks of notice of rejection, other instructions for disposition.

## 13. Product Marking

13.1 The manufacturer's name or trademark, the schedule number, material, and size shall be stamped (Note 4), stenciled, electroetched, or otherwise suitably marked on each fitting. In addition, each fitting shall be marked with the identification symbol and suffix for the respective specification listed in Table 1. On wall thicknesses thinner than Schedule 40S, no stamps or other indented markings shall be used. When the size does not permit complete marking, identification marks may be omitted in the sequence shown in SP-25.

NOTE 4—When steel stamps are used, they should be applied prior to heat treatment and care should be taken so that the marking is not deep enough to cause cracks or to reduce the wall thickness of the fitting below the minimum allowed.

## 14. Keywords

14.1 fittings; seamless fittings; titanium; titanium alloy; welded fittings

## SUPPLEMENTARY REQUIREMENTS

Supplementary requirements shall not be considered unless specified in the order, in which event the test shall be made by the manufacturer at the purchaser's expense.

### **S1. Surface Inspection**

S1. Liquid penetrant inspection may be performed on all outside-diameter surfaces of the fittings and inside-diameter surfaces where practicable. An acceptance standard may be agreed upon between the manufacturer and the purchaser prior to the acceptance of the order.

### **S2. Radiographic Inspections of Welds**

S2.1 Radiographic inspection may be performed on all weldments of the fittings in accordance with paragraph UW-51, Section VIII of the ASME Boiler and Pressure Vessel Code.

### **S3. Stress Relief Heat Treatment**

S3.1 The stress-relieving treatment shall consist of holding the fitting at a minimum temperature of 1100°F for not less than ½ h/in. of thickness.

S3.2 Minimum time at temperature is 15 min. All parts stress relieved shall be subsequently cleaned and free of oxide scale contamination (see Guide B 600).

### **S4. Certification of Material Incorporated in the Manufacture of the Fittings**

S4.1 All material incorporated within the fitting shall be documented and shall be in accordance with the applicable documents in Table 1.

*ASTM International takes no position respecting the validity of any patent rights asserted in connection with any item mentioned in this standard. Users of this standard are expressly advised that determination of the validity of any such patent rights, and the risk of infringement of such rights, are entirely their own responsibility.*

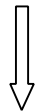

*This standard is subject to revision at any time by the responsible technical committee and must be reviewed every five years and if not revised, either reapproved or withdrawn. Your comments are invited either for revision of this standard or for additional standards and should be addressed to ASTM International Headquarters. Your comments will receive careful consideration at a meeting of the responsible technical committee, which you may attend. If you feel that your comments have not received a fair hearing you should make your views known to the ASTM Committee on Standards, at the address shown below.*

*This standard is copyrighted by ASTM International, 100 Barr Harbor Drive, PO Box C700, West Conshohocken, PA 19428-2959, United States. Individual reprints (single or multiple copies) of this standard may be obtained by contacting ASTM at the above address or at 610-832-9585 (phone), 610-832-9555 (fax), or service@astm.org (e-mail); or through the ASTM website (www.astm.org).*


# 诚佳标准

主营业务范围：ASTM、NAS、NASM、MIL、ISO、EN、DIN 等技术标准翻译；技术资料翻译。

业务 QQ: **2298175560**



专注于技术翻译



质量不满意, 可不付款

